

### Staying Safe in the Car!



*Empowering kids to protect themselves & their families.*

---

---

---

---

---

---

---

---

### Injury Ex. – Bladder Rupture



Photos: CIREN

---

---

---

---

---

---

---

---

### Injury Ex. – Spinal



Photos: CIREN

---

---

---

---

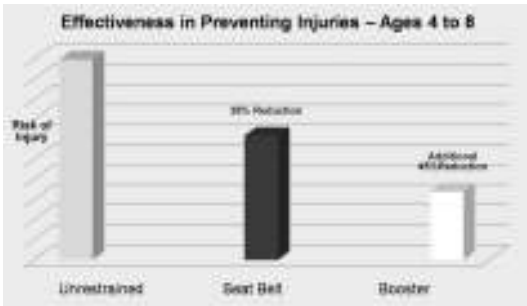
---

---

---

---

## Booster Injury Reduction



Source: Children's Hospital of Philadelphia

---

---

---

---

---

---

---

---

## Booster Seats

- Ride in booster seats used with lap AND shoulder belts, until the seat belts alone FIT correctly
- Ensure that both parts of the belt are PROPERLY positioned

Backless



Highback



---

---

---

---

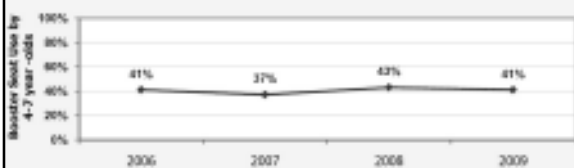
---

---

---

---

## Trend - Kids Using Boosters



Source: NHTSA

---

---

---

---

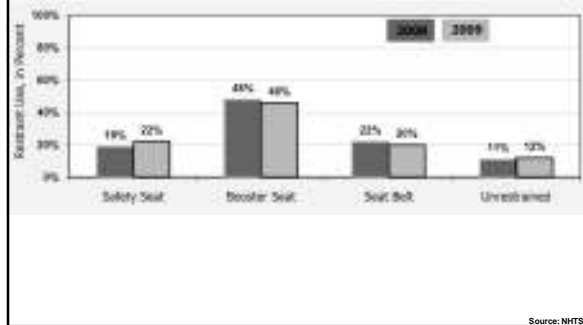
---

---

---

---

### ONLY ages 4 & 5




---

---

---

---

---

---

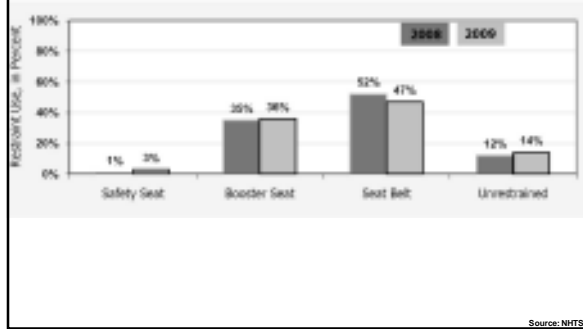
---

---

---

---

### ONLY ages 6 & 7




---

---

---

---

---

---


---

---

---

---

### Is Age or Height Reasonable?




---

---

---

---

---

---

---

---

---

---

### Fit Variables

- ▣ Overall heights are not relative to specific ages
- ▣ Child body proportions vary
- ▣ Seat cushion depths vary
- ▣ Seat back heights vary
- ▣ Belt anchor locations vary
- ▣ Seat cushion contours vary



---

---

---

---

---

---

---

---

### Increasing Booster Use

- ▣ The concept of boosters is relatively new to many Americans
- ▣ BPBs do not appear to be safety devices
- ▣ People need to understand “why”
- ▣ Kids may bridge the gap to parent understanding

---

---

---

---

---

---

---

---

### STAYING SAFE IN THE CAR!

- Car Seats
- Booster Seats
- Seat Belts



---

---

---

---

---

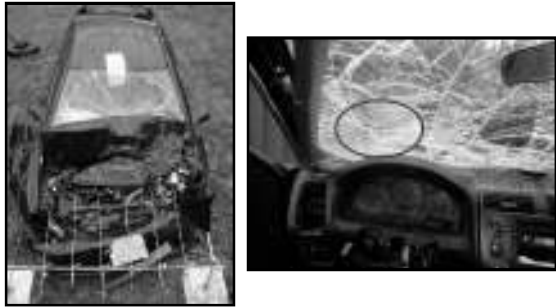
---

---

---



### Crash energy can hurt people!



---

---

---

---

---

---

---

---

### Graphic Information

- Crash tests in appropriate context
- Laughing issues
- Desensitization issues
- BEING sensitive & appropriate
- Balance of imagined and reality

*The class has been taught 20+ times. IT WORKS FOR KIDS!*

---

---

---

---

---

---

---

---

### How do YOU ride?



---

---

---

---

---

---

---

---

### How do they work?

- ☐ They keep us in the car
- ☐ They are on strong parts of our bodies
- ☐ They protect our heads

---

---

---

---

---

---

---

---

### Do they fit?



---

---

---

---

---

---

---

---

### What is stronger?

- ☐ Wood or a pillow?
- ☐ Your hips or your tummy?
- ☐ Your shoulder or your neck?
- ☐ A bone or a banana?

---

---

---


---

---

---

---

---



---

---

---

---

---

---

---

---



---

---

---

---

---

---

---

---



---

---

---

---

---

---

---

---

### Teach People You Know!

- ☐ EVERYBODY buckles up
  - Keeps us in the car
  - Belts on strong parts of our bodies
  - Protect our heads
- ☐ Kids in back until they are 13
  
- ☐ BOOSTERS KEEP BELTS ON BONES!

---

---

---

---

---

---

---

---

### FURTHER DISCUSSION



Fred Lyle  
NJ Child Passenger  
Safety Coordinator  
(609) 943-4376  
fred.lyle@lps.state.nj.us



Joseph M. Colella  
Contractor / Developer  
(301) 466-8140  
ColellaSafety@gmail.com

---

---

---

---

---

---

---

---