

Drivers: Past, Present, and Future

Jim Hedlund

Highway Safety North
2010 Lifesavers
Philadelphia, PA
April 11, 2010

1



2

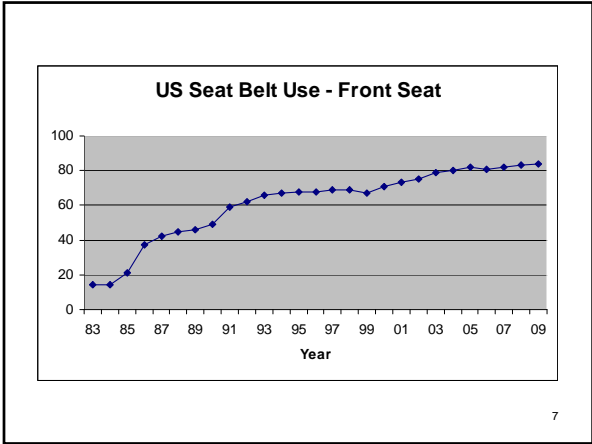


3









Where behavior has changed

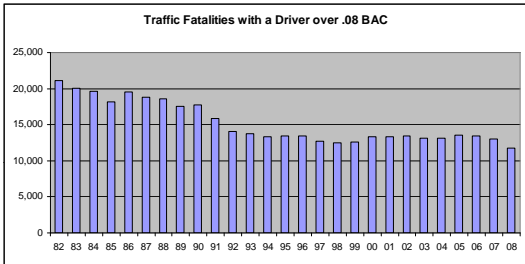
- Belt use
 - 1960: 0 %
 - 1980: 12 %
 - 2000: 71 %
 - 2009: 84 %

some States over 95 %





10



11

Where behavior has changed

DWI

- 1982: 21,113 fatalities with driver over .08 BAC
- 2008: 11,773 44 % lower
- "One for the road" became designated driver

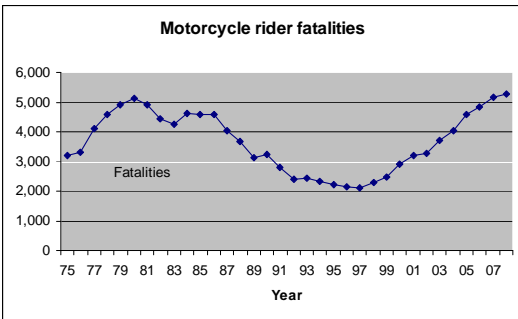
12

Where it hasn't (or has changed for the worse)

- Speeding
- Motorcycle helmets

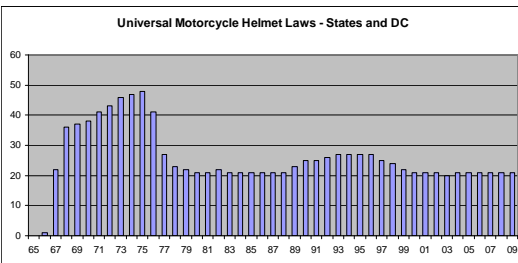
13

Motorcycle rider fatalities



14

Universal Motorcycle Helmet Laws - States and DC



15

And the future?

- It's hard to make predictions, especially about the future
 - attributed to Yogi Berra

16

There will be

- More drivers, vehicles, travel
- Not many more roads

17



18







United States traffic fatalities 2008

	Fatalities	Percent
Unbelted	12,865**	35 %**
Alcohol	11,773	32 %
Speeding	11,674	31 %
Distracted	5,870	16 %
Motorcycles	5,290	14 %
Driver < 21*	5,942 *	12 %*
Total	37,261	

* drivers in fatal crashes

** known to be unbelted

22
